

# How to Draw a Dragon's Head



This time we will draw a dragon's head. This is probably the easiest dragon to draw as it has fewer details than a complete dragon drawing. As such, the dragon's head can be a perfect place to start practicing how to draw a dragon.

Other dragon drawing tutorials in this series are; cute baby dragon, funny looking cartoon dragon, and a Chinese dragon. See the other tutorials here:

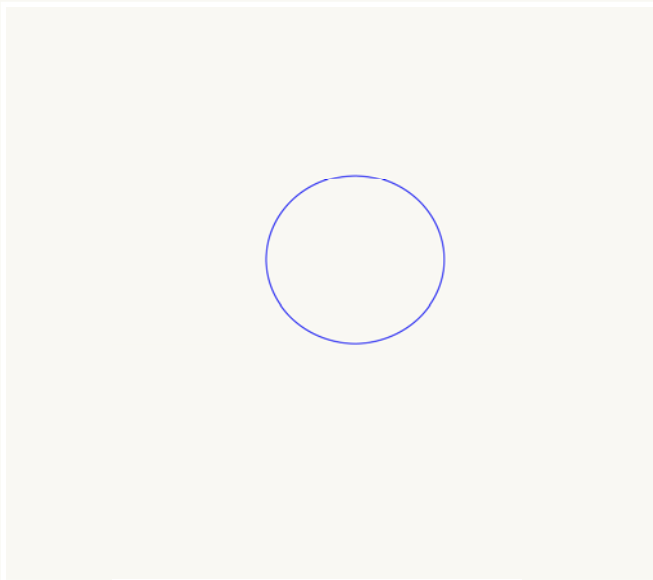
We will draw the dragon's head with the help of simple shapes. These will make drawing the dragon much easier.

Sketch with a light pencil as you will need to erase the early lines before the drawing is complete.

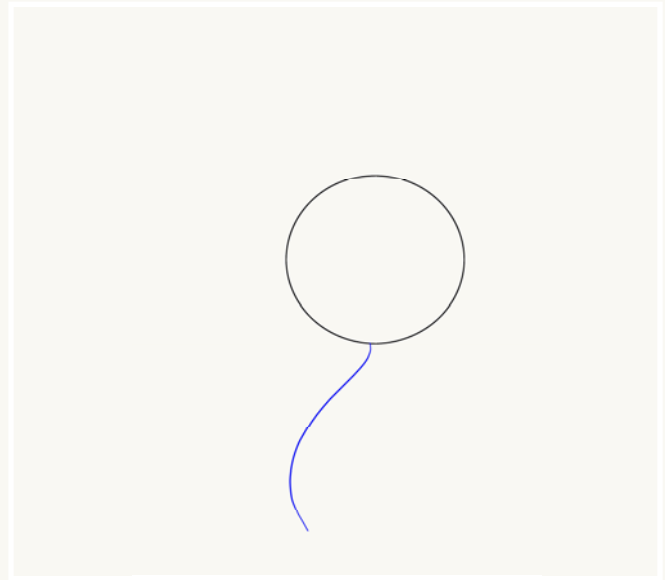
In the guide below, each step is highlighted in a light blue color.

You don't need any special pens or tools. A regular pencil, eraser, and paper are all you need. If you want, you can also color the drawing with colored pencils or pens.

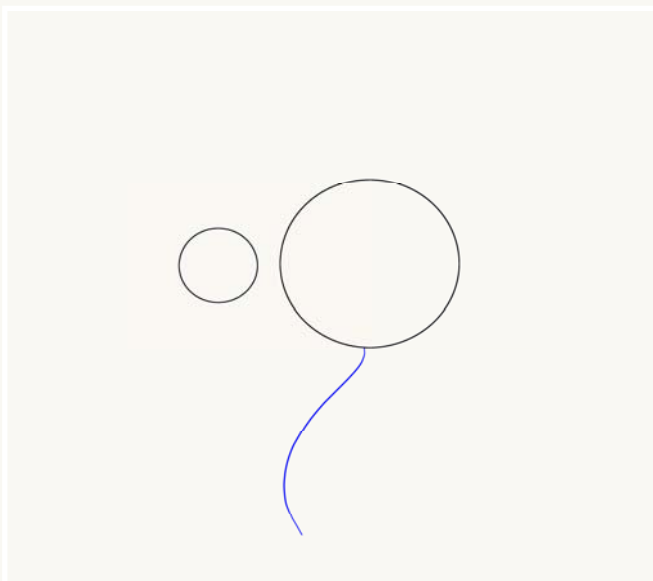
# Step-by-step Instructions for Drawing a Dragon's Head




Draw a circle close to the center of the page. Leave enough space for the rest of the drawing.



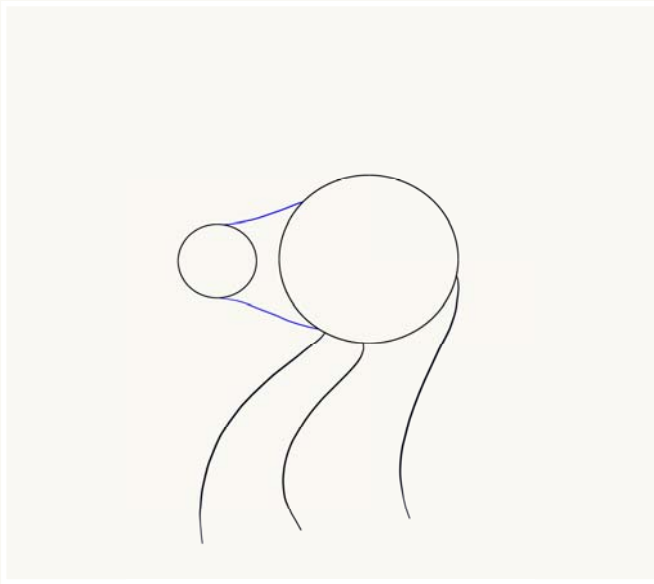
Draw a curving line below the circle.




Add a small circle next to the first circle.



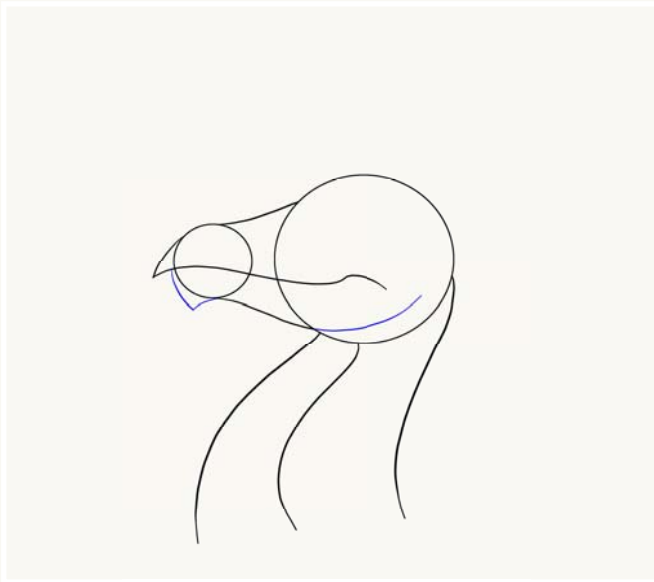
Draw two parallel lines on both sides of the line drawn in step 2.



Connect the two circles with two lines.



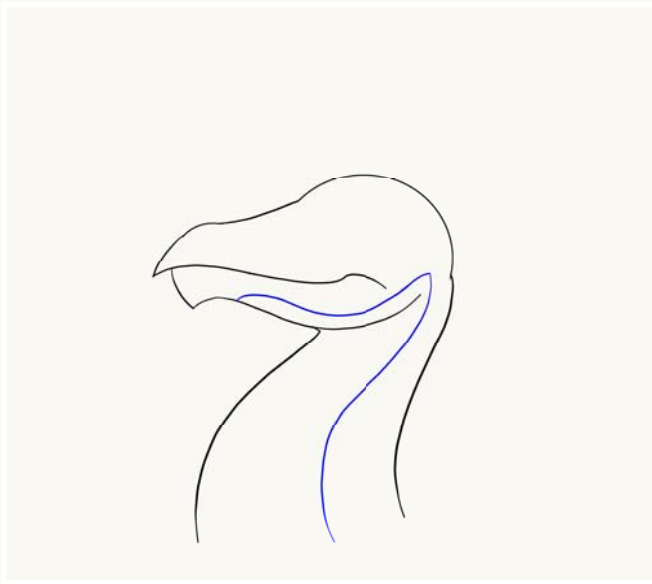
Sketch the upper jaw. Its point is like a small beak.



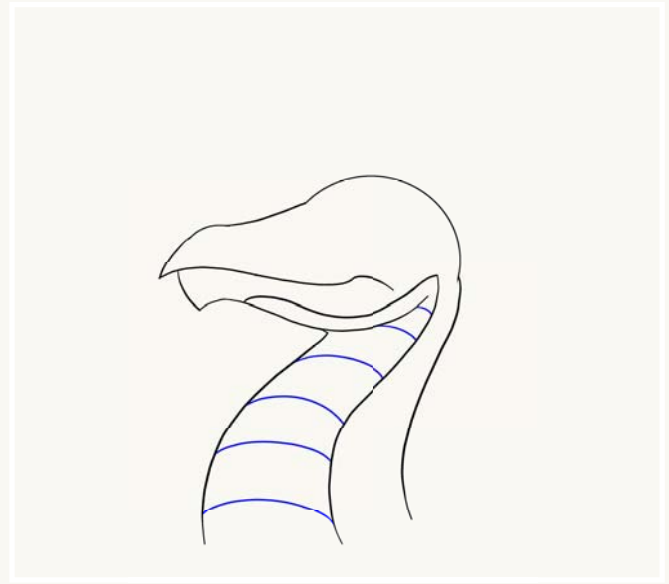
Draw the lower jaw.



Remove the shapes drawn in steps 1-3.



Draw a curved line to separate the front side of the body from the back.




Draw curved lines on the front side to enhance the shape of the neck.



Draw a jagged line for the mane.



Add another jagged line for the rest of the mane on the other side.



Draw two V-shapes for the teeth at the lip line.




Add a curve to form the eyebrow.



Extend the eye brow curve to form the forehead ridge.



Draw the eye.



Add inverse U-shapes for the nostrils.



Add the bases for the horns on top of the head.



Draw two long, sharp horns.



Trace your drawing with a softer pencil and color it.

Find more drawing instructions  
on [EasyDrawingGuides.com](https://www.EasyDrawingGuides.com)

**Easy Drawing Guides**

